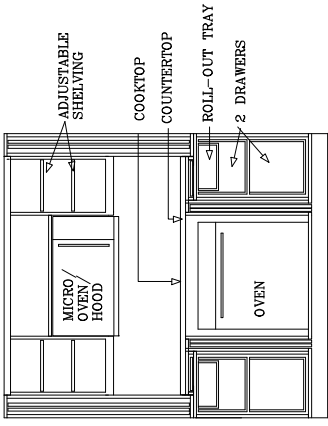
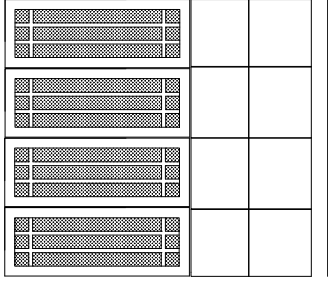



SAMPLE



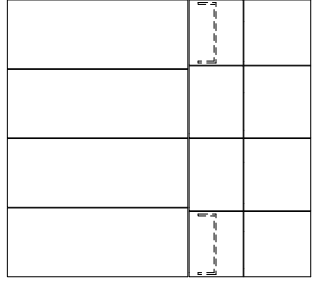
INTERIOR

UNIT CODE: C72  
(SHOWN WITH FLUSH DRAWERS & CUSTOM GRID DOORS)

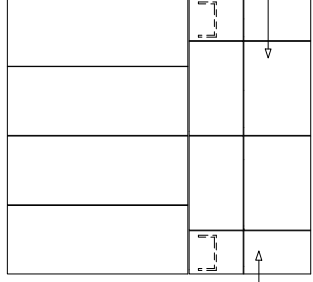


WP72 SHOWN WITH FLAT PANEL  
DRAWERS AND 3 FLAT PANEL  
DOORS/

UNIT CODE (SELECT THE DESIRED UNIT CONFIGURATION)



GARBAGE  
ROLL-OUT  
OPTION

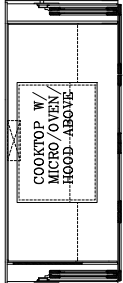


TOP DRAWER  
ALWAYS HAS  
ROLL-OUT TRAY  
INSIDE

DISHWASHER

ELEVATION

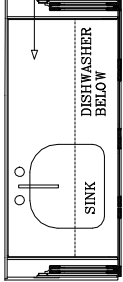
71"



COOKTOP W/  
MICRO/OVEN  
HOOD-ABOVE

PLAN @ COUNTERTOP

C72 RANGE

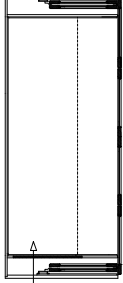


SINK

DISHWASHER  
BELOW

71"

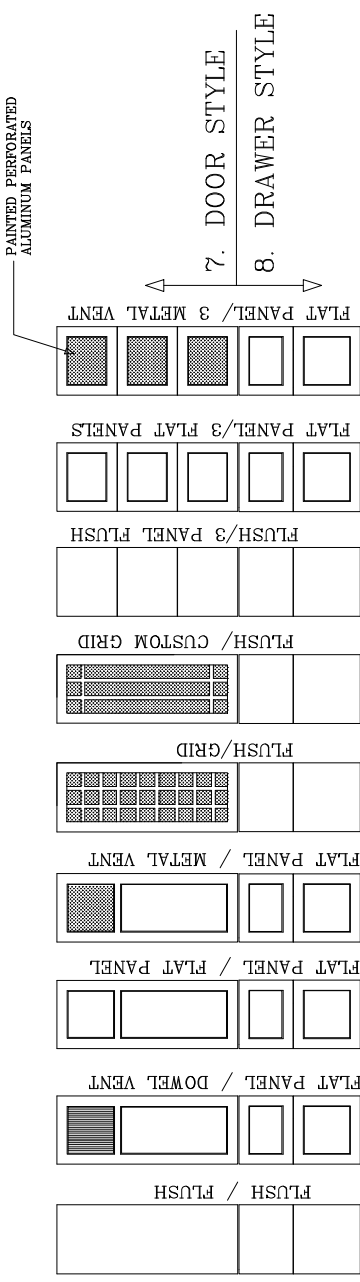
S72 SINK



SHELVING  
ABOVE

71"

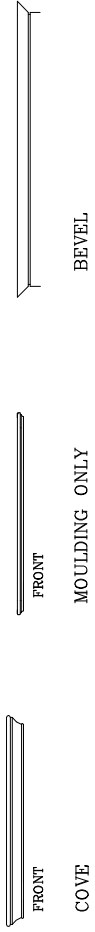
WP72 WORKING PANTRY



PAINTED PERFORATED  
ALUMINUM PANELS

- FLUSH / FLUSH
- FLUSH / DOWEL VENT
- FLUSH PANEL / FLAT PANEL
- FLAT PANEL / METAL VENT
- FLUSH / CUSTOM GRID
- FLUSH / 3 PANEL FLUSH
- FLAT PANEL / 3 FLAT PANELS
- FLAT PANEL / 3 METAL VENT
- 7. DOOR STYLE
- 8. DRAWER STYLE

2. CORNICE STYLE



FRONT

MOULDING ONLY

BEVEL